

**AGENDA**  
**SPECIAL PUBLIC WORKS & UTILITIES COMMITTEE**  
**Village of Hoffman Estates**  
**May 2, 2011**

**7:45 p.m.**

Members:     Jacquelyn Green, Chairperson  
                 Anna Newell, Vice Chairperson  
                 Karen V. Mills, Trustee  
                 Ray Kincaid, Trustee  
                 Gary Pilafas, Trustee  
                 Gary G. Stanton, Trustee  
                 William McLeod, Mayor

**I.     Roll Call**

**OLD BUSINESS**

1.     Request authorization to award the contract for repair/rehabilitation of Village Well #9 to Municipal Well & Pump, Waupun, WI, in an amount not to exceed \$177,690.

**II.    Adjournment**

*The Village of Hoffman Estates complies with the Americans with Disabilities Act (ADA). For accessibility assistance call the ADA Coordinator at 847/882-9100.*

**COMMITTEE AGENDA ITEM  
VILLAGE OF HOFFMAN ESTATES**

**SUBJECT:** Request authorization to award the contract for repair/rehabilitation of Village Well #9 to Municipal Well & Pump, Waupun WI, in an amount not to exceed \$177,690.

**MEETING DATE:** May 2, 2011

**COMMITTEE:** Public Works and Utilities

**FROM:** Joseph Nebel, Director of Public Works  
Haileng Xiao, Superintendent of Water and Sewer

---

---

**PURPOSE:** To award contract for repair/rehabilitation of Village Well #9.

**BACKGROUND:** At the April 25<sup>th</sup> Public Works Committee meeting a member from the audience provided the Committee with two documents from the Illinois Department of Labor indicating that Municipal Well & Pump had committed two unfair labor practices in the past as a result of failure to pay prevailing wages while conducting work in Illinois. The violations occurred in 2006 and 2008. The audience member also recommended that the Committee award the contract to repair Well # 9 to the next highest bidder (Layne-Western), for an additional amount of \$26,848. Given the information provided, the item was deferred pending further research of the prevailing wage violations submitted.

**DISCUSSION:** Municipal Well & Pump was contacted and provided the Village an explanation of both incidents along with backup documentation. A letter to the Village regarding the incidents and other backup documentation is attached. Municipal Well & Pump has done work in dozens of Illinois communities and completed over seven million dollars worth of work in the State of Illinois over the past 6 years. Staff is fully satisfied with the explanation provided and that the violations that occurred were due to administrative oversights and not done with intent. The Illinois Department of Labor has conducted extensive audits on Municipal Well & Pump on other jobs performed in Illinois and found no violations. Given the large amount of work the company has done in the State of Illinois, if there was intent to exploit the company's employees, there would be many more occurrences than the two discovered.

**DISCUSSION Continued:**

**The information provided by Municipal Well & Pump was forwarded to the Village attorney for review. The Village attorney did not see any reason to choose a vendor other than the recommended low bidder which was Municipal Well & Pump.**

**FINANCIAL IMPACT:**

**The FY 2011 budget includes a total of \$200,000 for the work and there are sufficient funds to cover the cost.**

**RECOMMENDATION:**

**Request authorization to award the contract for repair/rehabilitation of Village Well #9 to Municipal Well & Pump, Waupun WI, in an amount not to exceed \$177,690.**

**Note: All bid proposals are in a white binder located in Trustee's Room**



# MUNICIPAL WELL & PUMP

A DIVISION OF MUNICIPAL WELL SERVICES, INC.

April 26, 2011

Mr. Joseph Nebel  
Village of Hoffman Estates  
2305 Pembroke Ave.  
Hoffman Estates, IL 60169

Sent Via: Email  
[joseph.nebel@hoffmanestates.org](mailto:joseph.nebel@hoffmanestates.org)

Re: Prevailing Wage History for MWP

Joe,

Thanks for contacting us per the prevailing wages issue brought up by IIIFFC at your Village Board Meeting. I apologize that you were caught off guard by this. We truly appreciate the opportunity to clear up this matter.

To begin, Municipal Well & Pump has always paid prevailing wage on all Illinois municipal projects. Yes, as IIIFFC has pointed out, we did have two jobs with some errors, but each of those was corrected immediately. Listed below is an explanation of our Prevailing Wage history with the Illinois Dept of Labor. I have also attached documents that will confirm each of the points below.

1. MWP was audited 4 times between October 2005 and June 2008 (Exhibit A).
  - a. Batavia – IDOL Case# 2007-PW-WJ07-0079 (Exhibit B): This job stretched over multiple years. The project bid on May 26, 2005 and contracts were signed Oct 3, 2005. We completed our work on the project in Jan, 2007. During that time frame the Prevailing Wage rates increased twice, June 2005 and June 2006. MWP was paying based on the original PW rates issued with bid documents from April 2005. As a result, we missed both increases in rates for payroll purposes. Since then we have instituted a new procedure to check rates every month for the counties we are working in so that we do not have this error again.
  - b. MWP was then audited in Huntley and Sycamore. No errors were found. At the time of the Sycamore project I also verified with the IDOL that we were using the proper rates (Exhibit C).
  - c. Crystal Lake – IDOL Case # 2009-PW-RW10-0376 (Exhibit D): IIIFFC was stationed outside the job taking pictures and sent them into IDOL requesting an audit. Based on their findings we were told that our helper had touched the levers of the Pump Rig. As a result, we had to switch our helper from the Laborer rate to Operating Engineer Hwy 5. The auditor told me we could fight it, but that in

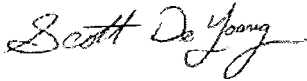
the long run if we were going to be training new employees / apprentices we would be better off using the OEH5 Rate. We complied their findings and paid the back wages which amounted to \$187.73.

- d. We have been paying the OEH5 Rate ever since for our helpers. The operators are paid OEH1 Rate.
2. We have not been audited by IDOL since 2008. This may be evidence of the fact that we are paying the proper wages as we do know that IIFFC has pulled FOI requests frequently on our projects to verify our compliance.
3. One item of note, it would appear that only non-union contractors are audited for prevailing wage compliance by IDOL. Per the attached documentation from IDOL, there are no project files on record for Layne or Water Well Solutions which means they have never been audited. (Exhibit E).
4. The total Illinois projects completed by MWP between 2005 and 2010 total \$7,692,559. See the attached list for a detailed amount by customer. (Exhibit F). There are a few industrial clients mixed in, which would not be prevailing wage, but the majority of the projects and sales volume are municipal clients.

Again, we appreciate the opportunity to clear up this matter. Please understand that we cannot afford to make mistakes or fail to pay prevailing wage. If we did, we would be barred from working in Illinois very quickly. The two issues were strictly errors / oversights on our part and both of them were resolved immediately.

We trust that this will answer any questions you have. We value our relationship with Hoffman Estates and we look forward to working with you on this project.

Sincerely,



Scott De Young  
CFO, Secretary

Exhibit A

## Municipal Well & Pump

IDOL Audit History

Name of Project	Project Name	Project Dates	Wages Paid	Back Pay	Percent	Explanation of Findings
Batavia, IL	Well #10 & #11	2005, Oct - 2007, Jan	47,307.00	3,106.54	6.57%	From the time the job was awarded to completion, the job stretched over 2 full years. The PW rate changed twice and we missed the PW rate increases. It was an error by our Payroll department. All Back wages were paid. Office procedures were modified to catch all wage rate changes on the IDOL website. This has never been an issue since.
Huntley, IL	Pumpwork, Well #11	2007, Aug to 2008, Feb	12,658.85	-	0.00%	No Errors
Sycamore, IL	Well #8 Rehab	2007, Aug to Oct	4,578.46	-	0.00%	No Errors
Crystal Lake, IL	Rehab, Well #6	2008, Mar to June	13,996.27	187.73	1.34%	MWP had historically used the Laborer rate for the Helper. Had been through multiple audits in the past 3 years and no issues using the same rates. IDOL wanted MWP to switch to HWY Operating Eng 5 Rates. Reason, Union pressure through IJFFC. MWP decided it wasn't worth the fight, paid the back wages.

## Grand Totals per Classification

**RE (Contractor):** MUNICIPAL WEEL & PUMP  
**Public Body:** CITY OF CRYSTAL LAKE  
**Project:** MAINTENANCE & REHAB WELL # 16  
**IDOL Case #** 2009-PW-RW10-0376  
**County of:** MCHENRY  
**Months of:** 3-08-6-14-08  
**Labor Classification:** OPERATING ENG HWY 5

	<b>Total Back Pay</b>	
BOB KOOIMA	\$80.85	OPERATING ENG HWY 5
DENNIS TARJESSON	\$40.88	OPERATING ENG HWY 5
MASON RENS	\$65.99	OPERATING ENG HWY 5

<b>Back Wages</b>	\$187.73
<b>Penalty</b>	\$37.54
<b>0.02</b>	\$0.75
<b>Grand Total:</b>	\$226.02

Exhibit B



ILLINOIS DEPARTMENT OF LABOR

Rod R. Blagojevich  
Governor

Art Ludwig  
Director

10 August 2006

Mr. Scott DeYoung, CFO  
Municipal Well & Pump  
1212 Storbeck Drive  
Waupun, WI 53963



RE: Project – City of Batavia, Wells # 10 & 11  
IDOL Case # 2007-PW-WJ07-0079

Dear Mr. DeYoung:

I have reviewed your payroll forms and/or other information concerning the above referenced matter and have found that certain employees were paid less than the prevailing rate of wage. The total difference in wages is \$3,565.26 and is broken down as indicated on the enclosure.

Wages are to be disbursed within ten (10) calendar days of the date of this letter. Standard payroll checks in the names and amounts (less standard payroll deductions) listed on the enclosure, along with the current mailing address of each employee, should be mailed to the **Conciliation & Mediation Division, Illinois Department of Labor, 1 West Old State Capitol Plaza, Room 300, Springfield, Illinois 62701**. The checks must contain both the employee's name and the Illinois Department of Labor and should be made payable in the following manner: ***"EMPLOYEE NAME OR THE ILLINOIS DEPARTMENT OF LABOR"***. Making the checks payable in this manner will allow the department to deposit the payment into a state account if the employee cannot be located. The Illinois Department of Labor will then conduct a search for the worker and mail the payment to them when located.

Contractors are required to remit a separate penalty check which represents 20% of the total underpayment, made payable to the ***"ILLINOIS DEPARTMENT OF LABOR"***. This amounts to \$713.05 for the above referenced project.

If the aforementioned checks for underpayments are not received in the above mentioned office within 30 calendar days of the date of the first demand letter, an additional 2% of the 20% penalty, \$14.26, will be assessed on behalf of each of the above mentioned workers, and reassessed after each subsequent 30-day period during which the underpayment for wages has not been received in this office.

Should you have any questions, please feel free to contact me at (312) 793-3445.

Sincerely,

A handwritten signature in cursive script that reads "Wesley James".

Wesley James  
Illinois Department of Labor

MICHAEL A. BILANDIC BUILDING  
160 NORTH LASALLE STREET, SUITE C-1300  
CHICAGO, ILLINOIS 60601-3150  
(312) 793-2800  
Fax: (312) 793-5257

ONE WEST OLD STATE CAPITOL PLAZA  
3<sup>RD</sup> FLOOR  
SPRINGFIELD, ILLINOIS 62701  
(217) 782-6206  
Fax: (217) 782-0596

REGIONAL OFFICE BUILDING  
2309 WEST MAIN STREET, SUITE 108  
MARION, ILLINOIS 62959  
(618) 993-7090  
Fax: (618) 993-7258





Illinois Department of Labor

RE (Contractor): Municipal Well & Pump  
 Public Body: City of Batavia  
 Project: Well # 10 and 11  
 IDOL Case #: 2007-PW-WJ07-0079  
 County of: Kane  
 Months of: October 2005 - July 2006  
 Labor Classification: Operating Engineer, HWY, Class 1

Rates equal the April 2005  
 PW Sheet, see attached

**Reported**

Rates & Fringe	m-f	OT M-F>8 & Sat	Sun & Hol
Base	35.80	53.70	
Welfare	7.22	7.22	7.22
Pension	6.08	6.08	6.08
Vacation		0.00	0.00
Training		0.00	0.00
<b>Total</b>	<b>\$49.10</b>	<b>\$67.00</b>	<b>\$13.30</b>

**REPORTED**  
 Hours Worked each Day

Worker	Week Of	Sun	Mon	Tues	Wed	Thurs	Fri	Sat	P.W. Hours	Non P.W. Hours	OT M-F>8 & Sat	OT Hrs (SUN)	Gross	Net (Paid)
Clarence Klemme	02/11/2006		8.5	12	11.5	14.5			30.5		16		\$2,295.05	\$1,519.51
	02/18/2006		12	16.5	5				21		10.5		\$1,734.60	\$1,251.51
	04/15/2006		9	10	10.5	13			32		10.5		\$2,274.70	\$1,519.51
	04/22/2006		7.5	11	12.5	12.5	9		39.5		13		\$2,810.45	\$1,964.88
	04/29/2006		8	12	1				16		5		\$1,120.60	\$784.41
	05/06/2006		7	10	11.5	11.5	10		39		11		\$2,651.90	\$1,834.41
	05/13/2006		8	9.5					15.5		2		\$895.05	\$626.56
	05/20/2006		13	9.5					22.5				\$1,104.75	\$773.26
	06/03/2006		9	11.5	11.5				29		3		\$1,624.90	\$1,141.41
	Thursday June 1st, 2006	06/03/2006					10.5		10		0.5		\$524.50	\$369.26
	06/10/2006		11	8				16		3		\$986.60	\$694.81	

Comments: The prevailing rate increased on June 1st, 2006.

Rates increased in June 2005 & June 2006.

June 2005

June 2006

**Prevailing**

Rates & Fringe	m-f	OT M-F>8 & Sat	Sun & Hol
Base	37.75	56.63	75.50
Welfare	6.45	6.45	6.45
Pension	5.15	5.15	5.15
Vacation	1.80	1.80	1.80
Training	0.65	0.65	0.65
<b>Total</b>	<b>\$51.80</b>	<b>\$70.88</b>	<b>\$89.55</b>

**Prevailing**

Rates & Fringe	m-f	OT M-F>8 & Sat	Sun & Hol
Base	39.75	59.63	79.50
Welfare	6.85	6.85	6.85
Pension	5.60	5.60	5.60
Vacation	1.90	1.90	1.90
Training	0.70	0.70	0.70
<b>Total</b>	<b>\$54.80</b>	<b>\$74.68</b>	<b>\$94.55</b>

Proper Pay				
ST Hours	OT M-F>8 & Sat	OT Hours (Sun)	Proper Pay	Back Pay
32.50	14.00	0.00	\$2,672.95	\$377.90
21.00	10.50	0.00	\$1,829.89	\$95.29
32.00	10.50	0.00	\$2,399.69	\$124.99
39.50	13.00	0.00	\$2,964.88	\$154.43
17.00	4.00	0.00	\$1,163.30	\$42.70
39.00	11.00	0.00	\$2,797.63	\$145.72
16.00	1.50	0.00	\$934.81	\$39.76
16.00	6.50	0.00	\$1,288.19	\$183.44
24.00	8.00	0.00	\$1,808.60	\$183.70
8.00	2.50	0.00	\$625.09	\$100.59
16.00	3.00	0.00	\$1,100.83	\$114.23

Bat > v 12

# Kane County Prevailing Wage for April 2005

Trade Name	RG	TYP	C	Base	FRMAN	*M-F>8	OSA	OSH	H/W	Pensn	Vac	Trng
ASBESTOS ABT-GEN		ALL		29.000	29.750	1.5	1.5	2.0	5.850	3.900	0.000	0.170
ASBESTOS ABT-MEC		BLD		23.300	24.800	1.5	1.5	2.0	3.640	5.520	0.000	0.000
BOILERMAKER		BLD		36.820	40.140	2.0	2.0	2.0	6.920	6.260	0.000	0.210
BRICK MASON		BLD		32.050	35.260	1.5	1.5	2.0	5.650	6.340	0.000	0.440
CARPENTER		ALL		34.320	35.820	1.5	1.5	2.0	5.560	4.870	0.000	0.490
CEMENT MASON		ALL		32.000	35.200	2.0	1.5	2.0	5.200	8.060	0.000	0.050
CERAMIC TILE FNSHER		BLD		25.450	0.000	2.0	1.5	2.0	5.000	4.350	0.000	0.100
COMMUNICATION TECH	N	BLD		29.960	31.760	1.5	1.5	2.0	5.842	6.290	0.000	0.375
COMMUNICATION TECH	S	BLD		29.680	31.480	1.5	1.5	2.0	5.390	6.830	0.000	0.590
ELECTRIC PWR EQMT OP		ALL		26.940	34.540	1.5	1.5	2.0	3.750	7.440	0.000	0.130
ELECTRIC PWR GRNDMAN		ALL		20.970	34.540	1.5	1.5	2.0	3.750	5.760	0.000	0.100
ELECTRIC PWR LINEMAN		ALL		31.980	34.540	1.5	1.5	2.0	3.750	8.850	0.000	0.160
ELECTRIC PWR TRK DRV		ALL		21.640	34.540	1.5	1.5	2.0	3.750	5.950	0.000	0.110
ELECTRICIAN	N	ALL		36.840	40.520	1.5	1.5	2.0	6.815	8.473	0.000	0.461
ELECTRICIAN	S	BLD		36.770	40.450	1.5	1.5	2.0	6.620	8.450	0.000	0.740
ELEVATOR CONSTRUCTOR		BLD		38.995	43.870	2.0	2.0	2.0	7.275	3.420	2.340	0.370
FENCE ERECTOR		ALL		32.990	34.630	2.0	2.0	2.0	6.440	12.82	0.000	0.230
GLAZIER		BLD		30.000	31.000	1.5	2.0	2.0	6.090	8.450	0.000	0.500
HT/FROST INSULATOR		BLD		31.650	33.400	1.5	1.5	2.0	7.260	8.360	0.000	0.230
IRON WORKER		ALL		32.990	34.630	2.0	2.0	2.0	6.440	12.82	0.000	0.230
LABORER		ALL		29.000	29.750	1.5	1.5	2.0	5.850	3.900	0.000	0.170
LATHER		BLD		34.320	35.820	1.5	1.5	2.0	5.560	4.870	0.000	0.490
MACHINIST		BLD		34.540	36.290	2.0	2.0	2.0	3.200	4.100	2.380	0.000
MARBLE FINISHERS		ALL		25.050	0.000	1.5	1.5	2.0	5.220	6.340	0.000	0.570
MARBLE MASON		BLD		32.050	35.260	1.5	1.5	2.0	5.650	6.340	0.000	0.570
MILLWRIGHT		ALL		34.320	35.820	1.5	1.5	2.0	5.560	4.870	0.000	0.490
OPERATING ENGINEER		BLD 1		37.600	41.600	2.0	2.0	2.0	6.050	4.850	1.800	0.600
OPERATING ENGINEER		BLD 2		36.300	41.600	2.0	2.0	2.0	6.050	4.850	1.800	0.600
OPERATING ENGINEER		BLD 3		33.750	41.600	2.0	2.0	2.0	6.050	4.850	1.800	0.600
OPERATING ENGINEER		BLD 4		32.000	41.600	2.0	2.0	2.0	6.050	4.850	1.800	0.600
<b>OPERATING ENGINEER</b>		<b>HWY 1</b>		<b>35.800</b>	39.800	1.5	1.5	2.0	<b>6.050</b>	<b>4.850</b>	<b>1.800</b>	<b>0.600</b>
OPERATING ENGINEER		HWY 2		35.250	39.800	1.5	1.5	2.0	6.050	4.850	1.800	0.600
OPERATING ENGINEER		HWY 3		33.200	39.800	1.5	1.5	2.0	6.050	4.850	1.800	0.600
OPERATING ENGINEER		HWY 4		31.800	39.800	1.5	1.5	2.0	6.050	4.850	1.800	0.600
OPERATING ENGINEER		HWY 5		30.600	39.800	1.5	1.5	2.0	6.050	4.850	1.800	0.600
ORNAMNTL IRON WORKER		ALL		32.990	34.630	2.0	2.0	2.0	6.440	12.82	0.000	0.230
PAINTER		ALL		32.230	33.230	1.5	1.5	1.5	4.850	4.200	0.000	0.250
PAINTER SIGNS		BLD		25.150	28.240	1.5	1.5	1.5	2.600	2.010	0.000	0.000
PILEDRIVER		ALL		34.320	35.820	1.5	1.5	2.0	5.560	4.870	0.000	0.490
PIPEFITTER		BLD		34.010	36.010	1.5	1.5	2.0	6.800	6.690	0.000	0.850
PLASTERER		BLD		31.000	32.500	1.5	1.5	2.0	5.240	6.100	0.000	0.400
PLUMBER		BLD		34.010	36.010	1.5	1.5	2.0	6.800	6.690	0.000	0.850
ROOFER		BLD		31.950	33.950	1.5	1.5	2.0	5.470	2.950	0.000	0.330
SHEETMETAL WORKER		BLD		33.680	35.680	1.5	1.5	2.0	5.950	6.840	0.000	0.540
SIGN HANGER		BLD		26.070	27.570	1.5	1.5	2.0	3.800	3.550	0.000	0.000
SPRINKLER FITTER		BLD		34.500	36.500	1.5	1.5	2.0	7.000	5.550	0.000	0.500
STEEL ERECTOR		ALL		32.990	34.630	2.0	2.0	2.0	6.440	12.82	0.000	0.230
STONE MASON		BLD		32.050	35.260	1.5	1.5	2.0	5.650	6.340	0.000	0.440
TERRAZZO FINISHER		BLD		26.200	0.000	1.5	1.5	2.0	5.750	4.750	0.000	0.220
TERRAZZO MASON		BLD		30.050	32.550	1.5	1.5	2.0	5.750	6.150	0.000	0.120
TILE MASON		BLD		31.000	34.000	2.0	1.5	2.0	5.000	5.350	0.000	0.180
TRAFFIC SAFETY WRKR		HWY		22.800	24.400	1.5	1.5	2.0	3.078	1.875	0.000	0.000
TRUCK DRIVER		ALL 1		27.500	28.050	1.5	1.5	2.0	4.200	3.100	0.000	0.000
TRUCK DRIVER		ALL 2		27.650	28.050	1.5	1.5	2.0	4.200	3.100	0.000	0.000

\$35.80 Wage
\$13.30 Ben
\$49.10 Total

Exhibit C

**Scott De Young**

---

**Subject:** FW: Sycamore - IDOL Case # 08-PW-EH12-0425

---

**From:** Higgins, Enus [<mailto:Enus.Higgins@Illinois.gov>]  
**Sent:** Tuesday, September 30, 2008 10:54 AM  
**To:** Scott De Young  
**Subject:** RE: Sycamore - IDOL Case # 08-PW-EH12-0425

Scott:

You may continue to use the Laborer's rate, providing that they are helping or assisting the operator on site and they are not operating any equipment.

Enus Higgins  
Labor Conciliator/Arbitrator  
Illinois Department of Labor  
Conciliation and Mediation Division  
815-987-7077 (Phone)  
815-987-7948 (fax)  
[www.state.il.us/agency/idol](http://www.state.il.us/agency/idol)

---

**From:** Scott De Young [<mailto:sdeyo@municipalwellandpump.com>]  
**Sent:** Tuesday, September 30, 2008 10:45 AM  
**To:** Higgins, Enus  
**Cc:** Don Rens  
**Subject:** RE: Sycamore - IDOL Case # 08-PW-EH12-0425

Mr. Higgins,

I appreciate your willingness to discuss your findings. Based on your findings, may I assume that we are using the Laborer rate correctly, as long as they are only helping on the job site and an Operator is present?

Thanks,

*Scott De Young*

Exhibit D



ILLINOIS DEPARTMENT OF LABOR

Rod R. Blagojevich  
Governor

NOVEMBER 25, 2008

Catherine M. Shannon  
Director

MUNICIPAL WELL AND PUMP  
1212 STORBECK DRIVE  
WAUPUR, WI. 530458

Project: MAINTENANCE AND REHAB WELL # 16  
IDOL Case No.: 2009-PW-RW10-0376

Dear DONALD RAMS:

I have reviewed your payroll forms and/or other information concerning the above referenced matter and have found that certain employees were paid less than the prevailing rate of wage. The total difference in wages is \$187.73 and is broken down as indicated on the enclosure.

Wages are to be disbursed within ten (10) calendar days of the date of this letter. Standard payroll checks in the names and amounts (less standard payroll deductions) listed on the enclosure, along with the current mailing address of each employee, should be mailed to the **Prevailing Wage Division, Illinois Department of Labor, 1 West Old State Capitol Plaza, Room 300, Springfield, Illinois 62701**. The checks must contain both the employee's name and the Illinois Department of Labor and should be made payable in the following manner: **"EMPLOYEE NAME OR THE ILLINOIS DEPARTMENT OF LABOR"**. Making the checks payable in this manner will allow the department to deposit the payment into a state account if the employee cannot be located. The Illinois Department of Labor will then conduct a search for the worker and mail the payment to them when located.

Contractors are required to remit a separate penalty check which represents 20% of the total underpayment, made payable to the **"ILLINOIS DEPARTMENT OF LABOR"**. This amounts to \$37.54 for the above referenced project.

If the aforementioned checks for under payments are not received in the above mentioned office within 30 calendar days of the date of this letter, an additional 2% of the 20% penalty, \$0.75, will be assessed on behalf of each of the above mentioned workers, and reassessed after each subsequent 30-day period during which the underpayment for wages has not been received in this office.

Should you have any questions, please feel free to contact me at (815).907-7072

Sincerely,

Robert Wesselhoff  
Investigator  
P.O. Box 272  
Manteno, il. 60950

Enclosure




ILLINOIS DEPARTMENT OF LABOR

Pat Quinn  
Governor

Catherine M. Shannon  
Director

July 15, 2009

Municipal Well & Pump  
Scott DeYoung  
1212 Storbeck Drive  
Waupun, WI 53963



RE: FOIA Request

Dear Mr. DeYoung:

This letter is in response to your FOIA request seeking information about Layne Christensen or Layne-Western located in Aurora, IL. Please be advised the Department of Labor does not have any cases under the Prevailing Wage Act for the named company(s).

I am responding to your request as I hold the position of Freedom of Information Officer for the Department. Should you deem my response unsatisfactory, you can file an appeal with the Director of the Department of Labor, Catherine Shannon at the Chicago office.

Very truly yours,

M.T. Foust  
Freedom of Information Officer




ILLINOIS DEPARTMENT OF LABOR

Pat Quinn  
Governor

Catherine M. Shannon  
Director

July 15, 2009

Municipal Well & Pump  
Scott DeYoung  
1212 Storbeck Drive  
Waupun, WI 53963



RE: FOIA Request

Dear Mr. DeYoung:

This letter is in response to your FOIA request seeking information about Water Well Solutions or Water Solutions Group Inc. located in Oconomowoc, WI. Please be advised the Department of Labor does not have any cases under the Prevailing Wage Act for the named corporation(s).

I am responding to your request as I hold the position of Freedom of Information Officer for the Department. Should you deem my response unsatisfactory, you can file an appeal with the Director of the Department of Labor, Catherine Shannon at the Chicago office.

Very truly yours,

M.T. Foust  
Freedom of Information Officer

MICHAEL A BILANDIC BUILDING  
160 NORTH LASALLE, SUITE C-1300  
CHICAGO, ILLINOIS 60601-3150  
(312) 793-2800  
Fax: (312) 793-5257

ONE WEST OLD STATE CAPITOL PLAZA  
3<sup>rd</sup> FLOOR  
SPRINGFIELD, ILLINOIS 62701  
(217) 782-6206  
Fax: (217) 782-0596

REGIONAL OFFICE BUILDING  
2309 WEST MAIN STREET, SUITE 115  
MARION, ILLINOIS 62959  
(618) 993-7090  
Fax: (618) 993-7258

**Exhibit F**  
**Municipal Well & Pump**  
Sales by State - Illinois  
Fiscal Years Ending 2005 to 2010

<i>Job No.</i>	<i>Customer</i>	<i>Year Ending</i>	<i>Sales</i>
MD05-242	ATMI Dynacore	Oct-05	7,885.75
MT05-247	Batavia Well 10 & 11	Oct-05	238,446.00
MD05-229	Evergreen Park High School	Oct-05	3,840.00
MD05-218	Fox Lake, IL	Oct-05	70,727.00
MD04-257	Galena, City of / Alstra	Oct-05	427,128.91
MD05-219	Lakewood, IL	Oct-05	62,551.80
MD05-228	Linden Tree Softener	Oct-05	9,634.00
MD03-161	Linden Tree Venture	Oct-05	61,685.13
MD05-204	Revena Water Supply System	Oct-05	75,580.00
MD05-176	Vulcan Dewater Pump	Oct-05	44,986.00
<b>Oct-05 Total</b>			<b>1,002,464.59</b>

**Exhibit F**  
**Municipal Well & Pump**  
Sales by State - Illinois  
Fiscal Years Ending 2005 to 2010

<i>Job No.</i>	<i>Customer</i>	<i>Year Ending</i>	<i>Sales</i>
MD06-197	3M - Rehab Well #11 & #13	Oct-06	109,531.14
MT05-247	Batavia Well 10 & 11	Oct-06	813,589.32
MD06-113	Crystal Lake - Well #11 & #15 Rehab	Oct-06	24,268.66
MD06-211	Crystal Lake - Well #7 Pump Repair	Oct-06	35,520.20
MD06-137	Cushman - Yearly Inspection	Oct-06	440.00
MD06-261	Earlville Well #2 reconstruction	Oct-06	54,287.00
MD06-212	Earlville Well #3 - Pump Repair	Oct-06	34,424.88
MD06-188	Forreston - Porta Towers	Oct-06	5,504.00
MD04-257	Galena, City of / Alstra	Oct-06	31,135.22
MB06-216	Harwood Heights - Virbration Anal	Oct-06	350.00
MT06-219	Island Lake - Test Well	Oct-06	49,480.00
MD06-182	La Grange - Booster #1	Oct-06	11,433.00
MB06-244	Lake Villa - Airburst #9	Oct-06	4,187.50
MB06-274	Lake Villa - Well #8 rehab	Oct-06	19,020.00
MD05-219	Lakewood, IL	Oct-06	86,685.23
MD06-249	Land Reclamation - Abanded Quarry Pump Rpr	Oct-06	19,873.00
MD05-228	Linden Tree Softener	Oct-06	26,689.00
MD06-281	Lindentree - Service Call	Oct-06	847.80
MD06-142	McHenry IL - Well #2 &3 Rehab	Oct-06	43,947.50
MT06-167	Mount Carroll - Test Well	Oct-06	69,324.00
MB06-226	Mt Prospect - Golf Course replace sub pump	Oct-06	15,958.10
MD06-187	Ottawa - Porta Towers	Oct-06	9,839.22
MD05-204	Ravenna Water Supply System	Oct-06	2,920.05
MD06-169	Sycamore - Well #3 Well Abandonment	Oct-06	9,995.50
MD06-155	Sycamore - Well abandonment Well #1	Oct-06	21,935.20
MD04-268	Sycamore, City of	Oct-06	34,707.50
MD06-240	Travenal Labs - Oil Sale	Oct-06	120.00
<b>Oct-06 Total</b>			<b>1,536,013.02</b>



**Exhibit F**  
**Municipal Well & Pump**  
Sales by State - Illinois  
Fiscal Years Ending 2005 to 2010

<i>Job No.</i>	<i>Customer</i>	<i>Year Ending</i>	<i>Sales</i>
MD07-263	3M - Rehab #12	Oct-07	83,457.00
MD07-233	3M Test Well	Oct-07	59,401.00
MB06-257	Arlington Lakes Golf Club - Deep Well Install	Oct-07	404,756.00
MT05-247	Batavia Well 10 & 11	Oct-07	148,021.28
MD07-123	Carpentersville, IL - Pump #6 Repairs	Oct-07	57,090.68
MD07-105	DeKalb - Well #16 Pull / Inspect	Oct-07	10,356.05
MB07-115	Elk Grove Village, IL - Pump Station #9	Oct-07	23,275.00
MT07-248	Fyre Lake - New Well and Pump	Oct-07	15,120.00
MD07-259	Galena - Pump Repair #5	Oct-07	9,625.00
MD07-200	Glenview - Recharge Well	Oct-07	400.00
MB07-113	Harwood Heights, IL - VHS Motor repair	Oct-07	3,490.00
MD07-204	Huntley - Well #11 Pump Equip	Oct-07	138,844.00
MD07-283	Jet Co / Lake Villa - Porta Towers	Oct-07	5,625.00
MR07-247	lake County - 2nd Check Valve Replacement	Oct-07	4,262.00
MD07-107	Linden Tree - Furnish & Install Softners	Oct-07	342,659.00
MD05-228	Linden Tree Softener	Oct-07	5,864.00
MD07-276	Lindentree - Replace 4" Check Valve	Oct-07	1,152.25
MD07-184	Lombard - Well #7 Repairs	Oct-07	62,319.60
MB06-226	Mt Prospect - Golf Course replace sub pump	Oct-07	22,683.10
MD07-186	Park Forest - Well #4	Oct-07	35,654.00
PB07-All	Pumpstation Professionals	Oct-07	97,797.90
MD07-279	Rapid City - Porta Towers	Oct-07	5,625.00
MD07-254	Rochelle - Well #11	Oct-07	24,069.20
MD07-250	Sycamore #8 - Well Pump Repair	Oct-07	97,919.00
MT07-258	WE Energies - Deep Well Pump Inspection	Oct-07	490.00
MB07-112	Woodridge, IL - Maintenance	Oct-07	1,350.00
<b>Oct-07 Total</b>			<b>1,661,306.06</b>

**Exhibit F**  
**Municipal Well & Pump**  
Sales by State - Illinois  
Fiscal Years Ending 2005 to 2010

<i>Job No.</i>	<i>Customer</i>	<i>Year Ending</i>	<i>Sales</i>
MR08-191	Albrecht - Mount Carroll - Video	Oct-08	1,500.00
MR08-268	Albrecht - Mount Morris, IL - film new well	Oct-08	1,500.00
MR08-304	Albrecht Well Drilling - Televiser Aurora	Oct-08	1,940.00
PD08-750	Arbor Lakes - Fountain & River Pump	Oct-08	11,199.00
MD08-312	Arnold Magnetics - Porta Tower	Oct-08	6,620.00
PD08-521	Billy Casper - Edge Brook, Sump Pump Replace	Oct-08	7,764.00
MC08-206	Carbon Cliff - Well #2 Rehab	Oct-08	26,602.00
MD08-238	Champion Environmental - Well Enclosure	Oct-08	1,582.50
MD08-178	Crystal Lake - Well #16 Maint & Rehab	Oct-08	71,378.50
MD08-136	Cushman & Wakefield - Yearly Maint	Oct-08	510.00
PV08-519	Foxford Hills GC, Service Pump#1	Oct-08	6,874.00
PR08-502	Foxford Hills Pumps - Rebuild & Mods	Oct-08	25,695.00
MT07-248	Fyre Lake - New Well and Pump	Oct-08	130,206.00
MC08-183	Galesburg - HS Pumps	Oct-08	31,576.50
MC08-235	Galesburg - Leander / New Service Pumps	Oct-08	19,080.00
MC08-249	Galva, IL - Pull & Inspect 100hp BJ, 540ft	Oct-08	19,727.50
MD08-287	Glenview - Irrigation Well	Oct-08	1,072.50
MD08-207	Glenview, IL - Irrigation Well Pump	Oct-08	500.00
MR08-158	Golf Creations - Set Pumpstation	Oct-08	684.00
MR08-164	Hennipen - Ethanol Plant new Well	Oct-08	39,389.00
MD08-209	Hillside, IL - Stormwater Pump Repair	Oct-08	18,222.00
MD08-303	Hoffman Estates - Well 9 Turbine Invest	Oct-08	2,470.00
PD08-772	Indian Boundary - Controls problems	Oct-08	2,622.00
PR08-501	Indian Creek GC - New Submersible Trans Pmp	Oct-08	16,461.05
PD08-526	Joe Louis GC - Jockey Pump Check Valve	Oct-08	1,298.07
MC08-291	La Salle #11 - Pull, Inspect	Oct-08	6,300.00
MD07-283	Lake Villa - Porta Towers	Oct-08	2,425.00
MD08-299	Linden Tree Townhomes - Check Valve	Oct-08	1,152.25
PC08-520	Links & Tees - Pull 3hp Greens Pump, Inspect	Oct-08	5,834.50
MC08-292	Links & Tees - Repacking of Well Pump	Oct-08	300.00
PC08-512	Links & Tees - Replace 3hp Jockey	Oct-08	2,992.00
MD07-184	Lombard - Well #7 Repairs	Oct-08	70,478.40
MD08-244	Lombard - Well 8, 10 & 11 Repairs	Oct-08	9,684.00
PD08-527	Meadow Lark - Controls not running on Auto	Oct-08	1,394.84
MC08-260	MGD Irrigation Pump, install wafer check	Oct-08	1,940.00
MC08-118	MGD Water Systems - Pull & Inspect	Oct-08	6,885.00
MC08-200	Monsanto Well Cleaning	Oct-08	4,525.00
MD07-279	Rapid City - Porta Towers	Oct-08	1,875.00
MD07-254	Rochelle - Well #11	Oct-08	40,348.80
MC08-210	Silvis, IL - Well Rehab	Oct-08	18,500.00
MD08-214	Sycamore #8 - 250HP motor repair	Oct-08	19,456.00
PC08-524	Wilcox Development - Install Pond Floats	Oct-08	4,782.00
MD08-301	Woodridge - PM 2,3,4 & 6	Oct-08	3,200.00
<b>Oct-08 Total</b>			<b>648,546.41</b>

**Exhibit F**  
**Municipal Well & Pump**  
Sales by State - Illinois  
Fiscal Years Ending 2005 to 2010

<i>Job No.</i>	<i>Customer</i>	<i>Year Ending</i>	<i>Sales</i>
MD09-120	3M - Bowl Repair	Oct-09	5,720.00
MC09-251	Aqua Illinois - Hawthorn Woods - Well #1 Clean Out	Oct-09	29,830.00
MD08-312	Arnold Magnetics - Porta Tower	Oct-09	2,662.00
MD09-121	Belvidere Water - Oil & Grease	Oct-09	141.40
MD09-119	Carlson Environmental - Well Abandonment	Oct-09	42,506.67
MC09-188	Chebanse - Airburst Well #1	Oct-09	10,580.00
MC09-210	Chebanse - Well Seal #2	Oct-09	180.00
MC09-238	Corn Products - Well #14 Pull & Inspect	Oct-09	173,357.90
MC08-305	Dean Foods - Well 4 - Pull & Inspect	Oct-09	34,488.00
PD09-505	Edgebrook GC (BC) - Pump Issue	Oct-09	11,095.60
MC08-183	Galesburg - HS Pumps	Oct-09	19,093.25
MC08-306	Galesburg - Well Abandonment	Oct-09	3,000.00
MC08-249	Galva, IL - Pull & Inspect 100hp BJ, 540ft	Oct-09	153,040.00
MD08-287	Glenview - Irrigation Well	Oct-09	2,027.50
MD09-181	Glenwood School - Porta Towers	Oct-09	8,800.00
MC09-271	Harvard, IL - Televising Transmission Pipe Well #7	Oct-09	1,500.00
MD09-278	Island Lake - Rig Failure - Pump damage, rig damage	Oct-09	50,000.00
MD09-200	Island Lake - Well #9 Rehab	Oct-09	68,371.34
MT07-294	Island Lake - Well 10	Oct-09	5,859.00
MD09-233	Island Lake #2 - Well Pump Repair	Oct-09	6,724.80
MC09-248	La Salle #10 - AirBurst Rehab	Oct-09	35,127.50
MC08-291	La Salle #11 - Pull, Inspect	Oct-09	41,528.00
MC09-247	La Salle #6 - AirBurst Rehab	Oct-09	35,570.00
MC09-246	La Salle #8 - Television Survey	Oct-09	9,471.00
MC09-103	Lacon, IL - Repack 30hp VHS Pump	Oct-09	330.00
MD09-168	Linden Tree - Deep Well #1 Pump Repair	Oct-09	31,802.55
MD08-244	Lombard - Well 8, 10 & 11 Repairs	Oct-09	208,949.30
MC09-106	Lyndon, IL - Performance Tests Well 3 & 4	Oct-09	1,500.00
PD09-513	Marquette Park (BC) - Booster Pump	Oct-09	872.50
MC09-277	Marshall County Sportsmens Club - Supply WD 3100	Oct-09	60.00
MC09-174	MGD - Provide 2 new 4" Metra Flex Speres	Oct-09	380.00
MC09-189	Morton - Televis Well #5	Oct-09	1,200.00
MC09-173	North Utica - Televis and log	Oct-09	23,000.00
MD08-277	Park Forest - Start Up Well #4	Oct-09	2,300.00
PSP09-500	PSP Closed Jobs - 2009 - IL	Oct-09	92,000.00
MD09-269	Sycamore - Well #7	Oct-09	9,425.00
MD09-207	Vulcan - Oiler Sale	Oct-09	139.80
MD09-167	Vulcan Materials - Parts	Oct-09	1,219.99
MD09-164	Wauconda - Head Rebuild	Oct-09	5,230.00
MD09-114	Wauconda - Well #3 Re-Pack Stuffing	Oct-09	495.00
MT09-191	Winnebago - Well #3 Motor Start replacement	Oct-09	65,724.00
MD09-241	Woodstock - Vertical Turbine Pump	Oct-09	30,696.00
<b>Oct-09 Total</b>			<b>1,225,998.10</b>

**Exhibit F**  
**Municipal Well & Pump**  
Sales by State - Illinois  
Fiscal Years Ending 2005 to 2010

<i>Job No.</i>	<i>Customer</i>	<i>Year Ending</i>	<i>Sales</i>
MD10-199	3M - Well #12 & Well #13 Airburst	Oct-10	71,610.07
MC10-180	Alpha Impeller - Replace Booster Impellar	Oct-10	1,710.00
PZ10-515	Antioch GC - 60HP Motor Reonconditioning	Oct-10	2,848.10
PD10-513	Arbor Lakes - Trash Pump #2 Replacement	Oct-10	11,297.25
MD10-168	Arlington Rehab - Pump Repair #1	Oct-10	38,062.00
PD10-801	Billy Casper Golf Annual Projects	Oct-10	47,305.16
MD10-154	Cary, IL - Well #4 & #9 Rehab	Oct-10	97,569.00
MC10-106	Corn Products - Pull Well 13 & Inspect	Oct-10	20,857.90
MC09-284	Corn Products - Spare Equipment	Oct-10	140,616.01
MC09-238	Corn Products - Well #14 Pull & Inspect	Oct-10	34,374.29
MC10-178	CRA - Exelon Replace R W-9 Pump	Oct-10	2,760.00
MC10-163	CRA Excelon - Abandonments	Oct-10	2,320.00
MC09-252	CRA Exelon - Clean two 8" extraction wells	Oct-10	7,740.00
MC09-276	Dwight - Perform 4 hour test pump	Oct-10	4,110.00
MD10-155	Earlville - Oil Sale	Oct-10	125.00
MC10-218	Eureka - Replace Well #1 Equipment	Oct-10	60,318.00
PV10-518	foxford Hills CC - Pump #3 Motor Replacment	Oct-10	10,981.00
MC08-235	Galesburg - Leander / New Service Pumps (Split)	Oct-10	247,913.70
MC10-159	Galesburg - Potsdam Well #2	Oct-10	2,110.00
MD10-126	Grayslake - Service Call	Oct-10	5,900.00
MC10-287	Hebron Equipment - Supply Hour Meter & Gauge	Oct-10	170.00
MC10-205	IL_American - Rehab Well # 18	Oct-10	25,171.20
PD09-539	Indian Boundary (BC) - Pipe leaking & Piping	Oct-10	6,379.00
MD10-133	Island Lake - Well #7 Televis and Abandon	Oct-10	6,870.00
MD09-278	Island Lake - Well #9 Pump Replacement - Indar	Oct-10	93,896.05
MD09-200	Island Lake - Well #9 Rehab	Oct-10	18,722.90
MD10-136	Island Lake - Well Rehab #4-6 & 4-10	Oct-10	37,194.50
MD10-250	Jetco. / Creston, IL - Porta Towers	Oct-10	9,550.00
MD10-198	Kraft Foods - pump project	Oct-10	137,179.00
MD10-142	La Grange Booster #3	Oct-10	19,434.00
MD10-113	Lake in the Hills - Well #14 Booster	Oct-10	13,755.00
MD10-151	Lake Villa - Well #13 Pull & Inspect	Oct-10	23,674.00
PZ10-519	Legacy Homes - 405 Sheridan Pumpstation Install	Oct-10	1,875.00
PD10-529	Libertyville - Chlorination Equip	Oct-10	10,815.00
MD10-125	Linden Tree - Electrical Service Call	Oct-10	562.50
MD10-132	Linden Tree - Well Warranty	Oct-10	25,153.00
PD10-505	Linden Tree HOA - Auto Dialer	Oct-10	5,430.00
MD08-244	Lombard - Well 8, 10 & 11 Repairs	Oct-10	39,322.00
MC10-253	Lostant - Well #4 Pull & Inspect	Oct-10	4,668.00
PC10-526	MGD - Rock Well Utilities - Pump Issue	Oct-10	377.50
MC10-280	North Utica - Pump Rental	Oct-10	1,500.00
MC09-298	North Utica - Well Modification	Oct-10	45,449.00
MD10-229	Oglesby - Well #3	Oct-10	79,636.00
MC10-121	Ottawa - HSP #1 - Pull & Inspect	Oct-10	9,354.00
MC10-275	Pekin - Well #1 Pull & Inspect	Oct-10	18,281.22
PD09-529	River Oaks GC - Sand / Warranty Issue	Oct-10	27,297.00

**Exhibit F**  
**Municipal Well & Pump**  
Sales by State - Illinois  
Fiscal Years Ending 2005 to 2010

<i>Job No.</i>	<i>Customer</i>	<i>Year Ending</i>	<i>Sales</i>
MD10-236	Stockton, IL - Porta Towers	Oct-10	7,500.00
MD10-259	Sycamore - Well #6 Motor Inspection	Oct-10	6,739.00
MC10-179	Timber Edge Villa's - Pond Float Removal	Oct-10	600.00
PD10-527	Water Edge GC - Jockey Pump repairs	Oct-10	5,308.20
MD10-237	Wauconda, IL - Well #7 Pull & Inspect	Oct-10	94,227.50
MC09-222	Westmont - Well #12 Abandonment	Oct-10	13,776.00
MD10-245	Wheaton, IL = New Oil Reservoir covers	Oct-10	260.00
MC09-260	Woodhaven Utilities - Pull & Replace	Oct-10	17,577.00
		<b>Oct-10 Total</b>	<b>1,618,231.05</b>
		<b>Grand Total</b>	<b>7,692,559.23</b>

**COMMITTEE AGENDA ITEM  
VILLAGE OF HOFFMAN ESTATES**

**SUBJECT:** Request authorization to award the contract for repair/rehabilitation of Village Well #9 to Municipal Well & Pump, Waupun WI, in an amount not to exceed \$177,690.

**MEETING DATE:** April 25, 2011

**COMMITTEE:** Public Works and Utilities

**FROM:** Joseph Nebel, Director of Public Works  
Haileng Xiao, Superintendent of Water and Sewer

---

---

**PURPOSE:** To award contract for repair/rehabilitation of Village Well #9

**BACKGROUND:** Well #9, located at 720 Charleston Lane, was constructed in 1971 by Layne Western Company. The total depth of the well is 1,392 feet with 20" cemented casing to 501'. The pump type is a 15 stage Layne & Bowler oil lube line shaft pump with an Amarillo gear drive. The column assembly is approximately 900 feet long. The pump is rated for a capacity of 1,000 gallons per minute at 1,062 feet of total dynamic head. The pump driver is a Caterpillar engine powered by natural gas. Since March 2009, the well has been taken out of service due to drastically decreased output. The pumping output decreased to such a level that it was insufficient to provide cooling water for the motor and resulted in the engine quickly overheating and made it unsafe to operate. Staff, with help from both pump and motor experts, conducted investigations and concluded that either the pump assembly or column pipe might be the cause of the decreased output. Staff suspects one, or several of the pipe makeup sections may have corroded through and created the hole(s) in the column pipes. The removal of the pump assembly and column pipe for inspection/repair is necessary to maintain sufficient emergency supply capacity. The last known date the well was pulled for repair/maintenance was in 1979.

**BACKGROUND continued:**

The following list of the Village's 7 standby wells with output in MGD (million gallons per day):

<u>Well Number</u>	<u>Address</u>	<u>Capacity</u>
Well #7	1780 Chippendale	1.728 MGD
Well #9	720 Charleston	1.44 MGD
Well #10	2150 Stonington	1.728 MGD
Well #16	4140 Crimson	0.864 MGD
Well #18	3451 N. Wilshire	0.907 MGD
Well #21	S/Higgins, W/Old Sutton	0.288 MGD
Well #22	S/Higgins, W/Old Sutton	0.288 MGD
Total		7.243 MGD

In addition to the above wells, the Village has a total of 11.72 million gallons of water storage capacity in 3 reservoirs and 7 water towers, including the new T-7. The average daily consumption in 2010 was 4.984 MGD and the peak daily consumption was 7.481 MGD (8/29/10). The daily water consumption can vary greatly during the summer months with a highest recorded daily consumption of 12.586 MGD (7/27/2004).

If interruption of the primary water supply exceeds 24 hours, during a worst case scenario, when all storage is half full (5.86 million gallons), it is highly likely that some or all of the wells would need to be activated to maintain adequate water supply for daily consumption and fire fighting capability. Well #9 accounts for approximately 20% of the Village's total emergency water supply capacity. While the 20% reduction of capacity does not pose an immediate problem to the Village, the reduced capacity is a current water supply vulnerability and needs to be corrected. In 2010, a CIP budget request was proposed and approved for the rehabilitation and repair of the well in 2011.

**DISCUSSION:**

In March 2011, bid documents were prepared to specify and itemize the entire project covering removal of the pump from the well for inspection, sandblasting, coating, repairs as required, measuring the total depth of the well and cleaning the well out if required, inspecting the well by specialty color camera, re-installing the pump into the well, conducting a performance test, etc. The project was bid out in March 2011 with the closing on 4/8/2011. Three bids were received.

**DISCUSSION continued:**

The 3 bid proposals are summarized as follows:

<u>Company</u>	<u>Proposed Cost</u>
Municipal Well & Pump (MWP) -----	\$177,690
Layne Western Company. -----	\$204,538
Water Well Solutions -----	\$244,622.50

All three bids met Village requirements with Municipal Well & Pump's bid price being the lowest. MWP has completed other projects for the Village in a highly satisfactory manner (Aster Lane Station in-line high service pump rehabilitation and the Well #9 pumping test). During the early phases of the investigation, Municipal Well & Pump actually helped improve pumping output by making adjustments to the operating nut and, thereby better positioning the impeller. Staff was impressed by their knowledge and expertise. The other two firms involved were not able to equal this performance during our investigation. Staff has confidence that Municipal Well & Pump will successfully complete the project.

**FINANCIAL IMPACT:**

The FY 2011 budget includes a total of \$200,000 for the work and there are sufficient funds to cover the cost.

**RECOMMENDATION:**

Request authorization to award the contract for repair/rehabilitation of Village Well #9 to Municipal Well & Pump, Waupun WI, in an amount not to exceed \$177,690.

Note: All bid proposals are in a white binder located in Trustee's Room



Name of Firm			Layne Western	Municipal Well &	Water Well Solutions
Item # & Description	Quantity	Unit	Total Cost	Total Cost	Total Cost
1. Mobilization	1	lump sum.	\$7,950.00	\$5,220.00	\$4,200.00
2 Removal of the complete pumping assembly	1	lump sum	\$24,000.00	\$10,720.00	\$19,900.00
3. Inspection of the pumping assembly equipment including material transportation to the contractor's facility, sandblasting as described, micrometer report as described, etc.	1	lump Sum	\$5,000.00	\$13,540.00	\$33,200.00
4. Downhole Video Survey	1	lump Sum	\$1,500.00	\$2,760.00	\$1,700.00
5. Engine Performance Check as specified.	1	lump Sum	\$1,250.00	\$460.00	\$2,000.00
6. 10"X0.365" steel protective coated threaded and coupled column pipe – as specified	900	feet	\$54,900.00	\$61,650.00	\$71,820.00
7. Protective coating of existing column pipe as specified	900	feet	\$8,100.00	\$14,400.00	\$21,600.00
8. 3-1/2" schedule 80 oil tubing	500	feet	\$14,500.00	\$10,000.00	\$11,250.00
9. Protective coating of new and existing oil tubing as specified	900		\$6,300.00	\$3,150.00	\$3,600.00
10. 3-1/2"X2-7/16" bronze line shaft bearings	75	each	\$12,600.00	\$8,775.00	\$11,962.50
11. 3"X3-1/2" Rubber Centering Spiders	5	each	\$183.00	\$110.00	\$200.00
12. Overhaul of the discharge head and replacement of tension bearing, sandblasting and coating of the head	1	lump Sum	\$1,325.00	\$520.00	\$1,100.00
13. Overhaul of the RKAH bowl assembly to return all clearance to factory tolerances as specified and detailed in specifications	1	lump Sum	\$10,000.00	\$6,310.00	\$14,300.00
14. 2-7/16" carbon steel lineshaft	300	feet	\$19,200.00	\$7,500.00	\$9,750.00
15. 2-7/16" carbon steel lineshaft coupling	30	each	\$4,530.00	\$1,950.00	\$2,490.00
16. Dual 1/4" plastic airline with associated fittings and two new airline gauges	1,000	feet	\$250.00	\$700.00	\$850.00
17. Installation of the pumping assembly	1	lump Sum	\$25,000.00	\$22,590.00	\$28,800.00
18. Conduct 4 hour performance test, prepare well test data sheet, and submit all data	1	lump Sum	\$3,000.00	\$2,115.00	\$1,900.00
19. Demobilization of all equipment and site cleanup	1	lump Sum	\$4,950.00	\$5,220.00	\$4,000.00
	<b>Total</b>		<b>\$204,538.00</b>	<b>\$177,690.00</b>	<b>\$244,622.50</b>

REPAIR/REHABILITATION OF  
VILLAGE WELL NO. 9

4/8/2011 10:00  
Attedned by Haileng Xiao & Tom Burnitz

Bidder	Bid Certification Form	Substance Abuse Prevention Program Certificate	Bid Bond	Addendum #1	References	Alternate	Base Bid	Total of All Options
Municipal Well & Pump	Yes	Yes	Yes	Yes	Yes	No	\$177,690.00	177,690.00
Layne Western Company	Yes	Yes	Yes	Yes	Yes	No	\$204,538.00	\$204,538.00
Water Well Solutions	Yes	Yes	Yes	Yes	Yes	No	\$244,622.50	244,622.50